

ASPECT RATIO GUIDE

ASPECT RATIOS



16:9 is the universal aspect ratio to all widescreen HDTVs.



4:3 is the aspect ratio of regular standard definition TVs. TV shows Before the HDTV era were recorded using 4:3 formats, and most daytime television is recorded using this format.

1.85:1 and 2.39:1 is the aspect ratio of what most film movies are shot at. If you divide 16/9 it equals 1.78:1. And with this numbers you can see that most film movies are actually wider than the screen of your television. And that is why you will still see black bars in top and bottom of the TV.



4:3


16:9

1.85:1


2.39:1

Aspect Ratios can usually be found on the back of the DVD Box.

FILL SCREEN

If you have black bars left and right of the image that means you're viewing a 4:3 program. If you would like to stretch the picture to fill the screen Press the the ASPECT BUTTON  on your remote until it switches to FILL. The image will stretch horizontally to fill the screen.




PRESS

TO FILL YOUR SCREEN




If you see video noise at the top of the picture press the ASPECT BUTTON  until the screen switches to FILL.




PRESS

TO FILL YOUR SCREEN



Some movies are wider than your screen. And they'll display black bars on top and bottom of the screen. To remove press the ASPECT BUTTON  on the remote to switch to OVERSCAN.



PRESS

TO FILL YOUR SCREEN

